

第 45 回

平成 23 年度 英語学力テスト A

問題用紙

テストを始める前に

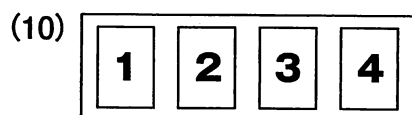


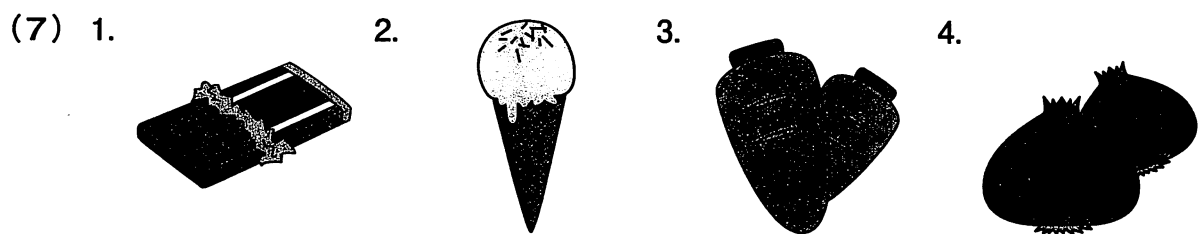
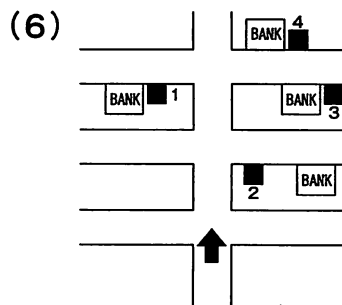
1. 学校名，組，番号，氏名はテスト開始前に，解答用紙に記入して下さい。
2. 問題は 1 ページから 7 ページまであります。
3. 解答は解答用紙に記入して下さい。
4. テスト時間は 45 分です。(聞き取りテスト約 13 分を含む)
5. 問題の内容は次のようになっています。
 - ① 放送による聞き取り
 - ② 会話表現
 - ③ 熟語
 - ④ 単語
 - ⑤ 文法
 - ⑥ 作文 (並べ替え)
 - ⑦ 図や表を見て答える問題
 - ⑧ 読解

1 問題はすべて放送によって行います。

放送を聞いて質問に対して最も適している答えを選びなさい。(答えの選択肢は放送で読まれます。)

- (1) 1. 2. 3. 4.
 (2) 1. 2. 3. 4.
 (3) 1. 2. 3. 4.
 (4) 1. 2. 3. 4.
 (5) 1. 2. 3. 4.

放送を聞いて質問に対して最も適している答えを選びなさい。



2 次の(11)～(16)の対話を完成させるのに最も適しているものを選びなさい。

(11) A: Hello. This is Alice. Is this Mr.Varden?

B: ()

- | | |
|------------------|------------------|
| 1. Yes, it is. | 2. Yes, it does. |
| 3. Yes, he does. | 4. Yes, she is. |

(12) A: What shall we do next Sunday?

B: ()

A: That's a good idea!

- | | |
|--------------------|------------------------------|
| 1. I don't know. | 2. How do you know that? |
| 3. I have an idea. | 4. How about going swimming? |

(13) A: Those cookies look so good.

B: ()

A: Thank you.

- | | |
|-------------------|--------------------------|
| 1. No, that's OK. | 2. Please help yourself. |
| 3. Not at all. | 4. You're welcome. |

(14) A: What are you doing? You'll be late for school!

B: I know, Mom, but I can't find my bike key.

A: It's here on the kitchen table.

B: Oh, thank you. Bye, Mom.

A: ()

- | | |
|-----------------------|---------------------|
| 1. It's mine. | 2. Welcome home. |
| 3. Have a good sleep. | 4. Have a nice day. |

(15) A: May I help you?

B: I'm looking for a jacket for my father.

A: How about this one?

B: () I think he likes darker jackets.

- | | |
|---|----------------------------|
| 1. I'll take this one. | 2. What does he look like? |
| 3. Do you have this in any other color? | 4. It's too dark. |

(16) A: You look tired today.

B: Yes, I had a lot of things to do last night.

A: (A)

B: Four hours.

A: That's not enough. (B)

- | | |
|-------------------------------------|-----------------------------------|
| 1. (A) What time did you go to bed? | (B) You have to do your homework. |
| 2. (A) How long did you sleep? | (B) You should get more sleep. |
| 3. (A) What time did you go to bed? | (B) You should get more sleep. |
| 4. (A) How long did you sleep? | (B) You have to do your homework. |

3 次の(17)～(20)の下線部の意味として最も適しているものを選びなさい。

(17) My brother is interested in the history of Ibaraki.

1. ～に興味がある
2. ～が好き
3. ～を楽しむ
4. ～をよく知っている

(18) Anne paid for my lunch. I want to give her something in return.

1. お返しに
2. 帰り道で
3. おつりとして
4. 反対側に

(19) Japanese parents used to lock their children outside the house for discipline.

1. ～が得意だった
2. ～を使っていた
3. ～に慣れていた
4. 以前は～だった

(20) I agree with our teachers. They say we should not bring our cell phones to school.

1. ～を受け入れない
2. ～に賛成する
3. ～と仲が良い
4. ～を理解できる

4 次の(21)～(26)の英文を完成させるのに最も適しているものを選びなさい。

(21) Japan has four () in a year.

1. months
2. countries
3. seasons
4. holidays

(22) This table is so () that we can't carry it.

1. small
2. bad
3. light
4. heavy

(23) My father () me to the live concert last Sunday.

1. showed
2. caught
3. took
4. went

(24) He bought a () of wine as a birthday present for his wife.

1. bag
2. piece
3. cup
4. bottle

(25) He () has bread for breakfast. He always has rice.

1. often
2. never
3. sometimes
4. not

(26) This newspaper () that we will have a lot of snow tomorrow.

1. tells
2. says
3. talks
4. speaks

5 次の(27)～(34)の英文を完成させるのに最も適しているものを選びなさい。

(27) Why () you crying last night?

1. were 2. are 3. did 4. will

(28) The comic you are reading is ().

1. my 2. I 3. mine 4. me

(29) The Sky Tree is the () tower in Tokyo now.

1. taller 2. tallest 3. more tall 4. tall

(30) My brother has a new car () was made in America.

1. it 2. which 3. what 4. who

(31) The girl () by the window was Diane.

1. sit 2. sat 3. sitting 4. was sitting

(32) () is difficult for me to swim in this river.

1. There 2. That 3. This 4. It

(33) My friend visited me () I wasn't at home.

1. in 2. during 3. while 4. after

(34) My little sister doesn't know () to use the computer.

1. how 2. what 3. who 4. which

6

次の(35)～(38)の日本語と同じ意味になるように、与えられた語を並べ替えて英文を完成させるとき、(A) (B) に入る語の正しい組み合わせを選びなさい。

(35) 明日彼女の写真を見せてあげましょう。

I () (A) () (B) () tomorrow.

(picture / you / her / show / will)

- | | | | |
|------------|------------|------------|------------|
| 1. A: show | B: her | 2. A: show | B: picture |
| 3. A: you | B: picture | 4. A: her | B: you |

(36) 私の母は父ほど年をとっていません。

My mother () (A) () (B) () my father.

(is / as / as / not / old)

- | | | | |
|-----------|-------|-----------|--------|
| 1. A: as | B: as | 2. A: not | B: old |
| 3. A: old | B: is | 4. A: as | B: old |

(37) 図書館に来るようにトムに言ってくれませんか。

Will () (A) () (B) () to the library?

(come / tell / you / to / Tom)

- | | | | |
|------------|-------|------------|---------|
| 1. A: Tom | B: to | 2. A: come | B: tell |
| 3. A: tell | B: to | 4. A: to | B: Tom |

(38) これは私を幸せにしてくれる写真です。

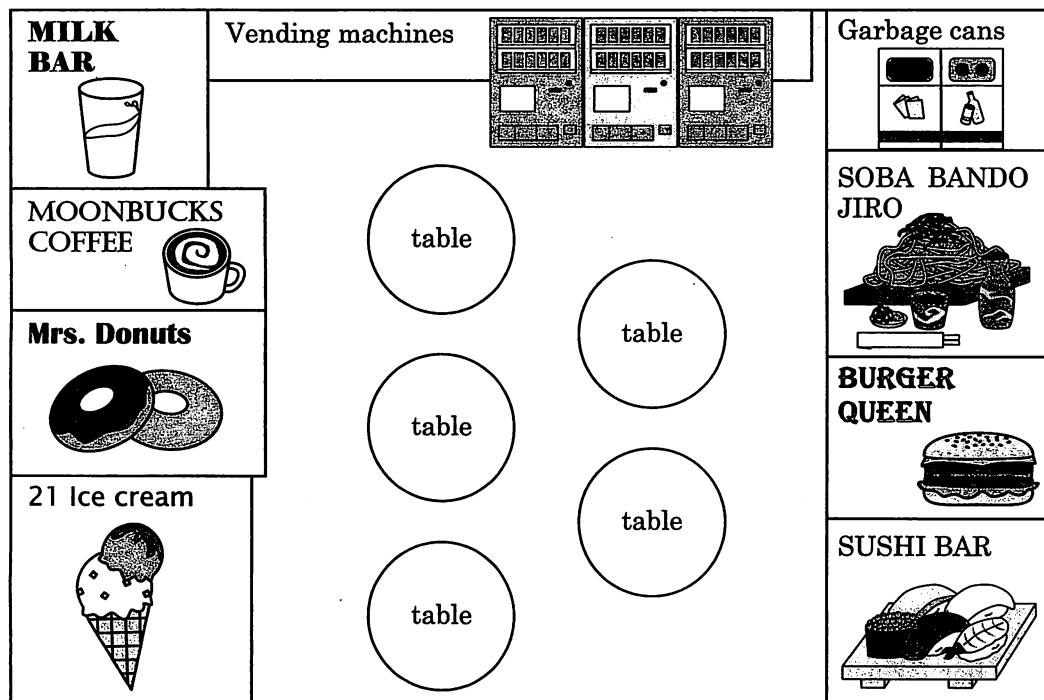
This is (A) () () (B) () .

(me / that / happy / makes / a picture)

- | | | | |
|-----------------|-------|-----------------|----------|
| 1. A: that | B: me | 2. A: happy | B: makes |
| 3. A: a picture | B: me | 4. A: a picture | B: that |

7 以下の図を見て、設問(39)～(42)に答えなさい。

下の図はあるショッピングセンターの一角の様子です。よく見て、図の内容と一致するように、下線部に入る最も適しているものを選びなさい。



- (39) In this area, _____.
1. you can drink coffee or milk, but can't eat anything
 2. you can buy many kinds of food and drink
 3. you can park your cars and bikes
 4. you can borrow books, CDs and DVDs

- (40) The hamburger shop is _____.
1. between SUSHI BAR and SOBA STAND
 2. by the vending machines
 3. next to MILK BAR
 4. among the garbage cans

- (41) We can find _____ in this area.
1. five tables in each food shop
 2. four shops and five tables
 3. three shops which sell Chinese food
 4. two shops which sell Japanese food

- (42) _____ are on the same side.
1. The hamburger shop and the ice cream shop
 2. The ice cream shop and the vending machines
 3. MILK BAR and the donut shop
 4. MILK BAR and SUSHI BAR

8 次の英文を読み、設問(43)～(46)に答えなさい。

What do you sing at a birthday party? Many of you sing “Happy Birthday to You.” It is short and easy, so everyone can sing it. The song is from the United States, but now it is also popular in many other countries. It is said that the song is sung the most often in the world.

The story of the “Happy Birthday” song began in America. In 1893, two sisters, Patty and Mildred Hill, wrote a song for small children. The music was the same as “Happy Birthday,” but the words were different. Patty and Mildred called their song “Good Morning to All.” The sisters published their song in a children’s songbook, and it was sung in schools around the country. Teachers and students sang it in the morning.

In 1905, Patty became a teacher at a large university in New York. Mildred studied music and wrote more songs, but she died in 1916. Then in 1924, a man called Robert Coleman published “Good Morning to All” again, but he added the words “Happy Birthday to You.” The song was often played on the radio, so many people heard it and it became very popular. Soon, it was known as the “Happy Birthday” song.

Patty Hill got angry because people used her song without asking her. After 1934, people had to pay her for using “Happy Birthday to You.” Patty used the money from the song to help schools and young children.

(注) 1 published ～を出版した 2 songbook 歌集 3 university 大学
4 added ～を加えた 5 pay ～にお金を払う

- (43) “Happy Birthday to You” について正しくないものを選びなさい。
1. アメリカで作られた最も古い曲
 2. 世界中で最も歌われている曲
 3. ある姉妹によって作曲された曲
 4. 誰もが歌えるやさしい曲

- (44) 次の問いの答えとして最も適しているものを選びなさい。
- Why did the song “Happy Birthday to You” become popular?
1. Teachers often used it at school.
 2. Many people heard it on the radio.
 3. Students sang it at a large university.
 4. People read about it in a children’s songbook.

- (45) 波線部 Patty Hill got angry の理由として正しいものを選びなさい。
1. People didn’t ask her for using the song.
 2. People didn’t help her.
 3. People didn’t remember the song.
 4. People didn’t like the song.

- (46) この文章は何について書かれていますか。最も適しているものを選びなさい。
1. The history of a famous song
 2. Teaching English to young children
 3. Life in a large university
 4. How to make a song